

KINGBOSS

KINGBOSS

KINGBOSS PCR
PRODUCT CATALOG



UHP / HP / SUV / AT / ALL-SEASON TIRE

CONTENTS

01-02 ----- K118

03-04 ----- G866

05-06 ----- RA17

07-08 ----- RF18

09-10 ----- G521

11-12 ----- G326



K118

Ultra high performance car tires



A pattern designed to improve driveability, handling, and dry-wet condition performance

K118

Ultra high performance car tires



Section Width: 195 - 295

Speed rating: V / W / H /

Aspect ratio: 30 / 60

Rim: 15 - 21

The unique pattern design of tread rubber ingredients makes it possible to give the vehicle closer control and more excellent quiet comfort;

Multi-pitch design, improve water evacuation and wetland grip, effectively reduce the noise during driving;

Large and wide outside and uninterrupted closed shoulder design, not only can improve the tire support performance, but also can effectively reduce the noise of the tire driving;

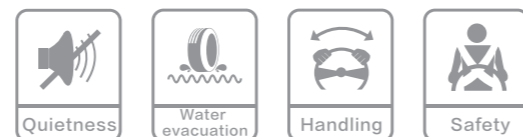
The use of the new formula to reduce roll resistance, while giving the whole tire a very delicate look and texture.

Size	LI	SS	Size	LI	SS	Size	LI	SS
195/45R15	78	V	225/60R18	100	H	255/55ZR20	110	W
195/45R16	84	V	235/40ZR18	95	W	275/30ZR20	97	W
195/50R16	84	V	235/45ZR18	98	W	275/40ZR20	106	W
205/45ZR16	87	W	235/50ZR18	101	W	275/45R20	110	V
205/50R16	87	V	235/55ZR18	104	W	275/50ZR20	113	W
205/55ZR16	91	W	235/60R18	103	H	275/45ZR21	110	W
205/60R16	92	H	245/40ZR18	97	W	295/40ZR21	111	W
205/65R16	95	H	245/45ZR18	100	W	205/45ZR16 (轻)	87	W
215/40ZR16	86	W	245/50ZR18	104	W	205/60R16 (轻)	92	V
215/45ZR16	90	W	255/40ZR18	99	W	215/60R16 (轻)	95	V
215/55R16	97	V	255/45ZR18	103	W	205/40ZR17 (轻)	84	W
215/60R16	95	V	265/35ZR18	97	W	205/45R17 (轻)	88	V
225/50ZR16	92	W	275/45ZR18	107	W	205/55R17 (轻)	95	W
225/55ZR16	95	W	225/40ZR19	93	W	215/45ZR17 (轻)	91	W
225/60R16	98	H	225/45ZR19	92	W	215/50ZR17 (轻)	91	W
235/60R16	100	H	235/35ZR19	91	W	215/55ZR17 (轻)	98	W
205/40ZR17	84	W	235/40ZR19	96	W	215/60R17 (轻)	96	H
205/45R17	88	V	235/50ZR19	103	W	225/45ZR17 (轻)	94	W
205/50ZR17	93	W	235/55ZR19	101	W	225/50ZR17 (轻)	98	W
205/55ZR17	95	W	245/35ZR19	93	W	225/55ZR17 (轻)	101	W
205/60R17	94	H	245/40ZR19	98	W	225/60R17 (轻)	99	H
215/45ZR17	91	W	245/45ZR19	102	W	235/45ZR17 (轻)	97	W
215/50ZR17	91	W	245/55ZR19	103	W	225/40ZR18 (轻)	92	W
215/55R17	94	V	255/35ZR19	96	W	225/45ZR18 (轻)	95	W
215/60R17	96	H	255/40ZR19	100	W	235/40ZR18 (轻)	95	W
225/45ZR17	94	W	255/45ZR19	104	W	235/55ZR18 (轻)	104	W
225/50ZR17	98	W	255/50ZR19	107	W	235/60R18 (轻)	103	H
225/55ZR17	97	W	255/55ZR19	107	W	245/40ZR18 (轻)	97	W
225/60R17	99	T	265/50ZR19	110	W	245/45ZR18 (轻)	100	W
225/65R17	102	H	275/35ZR19	100	W	265/35ZR18 (轻)	97	W
235/45ZR17	97	W	275/40ZR19	105	W	235/35ZR19 (轻)	91	W
235/50ZR17	96	W	275/45ZR19	108	W	235/55ZR19 (轻)	103	W
235/55R17	99	V	275/55ZR19	111	W	245/35ZR19 (轻)	93	W
245/45ZR17	99	W	225/35ZR20	90	W	245/40ZR19 (轻)	98	W
255/45ZR17	102	W	235/55ZR20	105	W	255/40ZR19(轻)	100	W
215/35ZR18	84	W	245/30ZR20	90	W	245/45ZR19 (轻)	102	W
215/45ZR18	93	W	245/35ZR20	95	W	245/45ZR20 (轻)	103	W
215/55ZR18	99	W	245/45ZR20	103	W			
225/40ZR18	92	W	245/50ZR20	102	W			
225/45ZR18	95	W	255/45R20	105	V			
225/55R18	98	V	255/50ZR20	109	W			



G866

Ultra high performance tire



Section Width: 245 - 315

Speed rating: V / W

Aspect ratio: 35 / 60

Rim: 18 - 22

The wide pattern groove design improves drainage performance and effectively avoids tire slipping on wet and slippery roads;

Semi-closed groove design on both sides of the tread, reduce driving noise;

The pattern block has strong rigidity, and the tire shoulders are very stable, these could optimize the dry grip of the tire;

With the addition of a wide band layer and a cap layer structure, the grounding area is larger and the tire acceptance is more uniform. The double-layer cap layer firmly wraps the belt layer to improve the stability and safety during high-speed driving.



G866

Ultra high performance tire



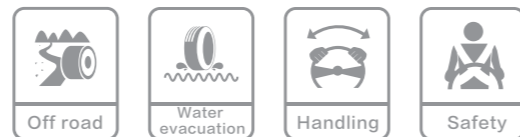
With sports car-like handling, high stability and luxury car-like comfort

Size	LI	SS	/XL	Overall Diameter	Section Width	Standard Rim	Max.Load	Max.pressure
				mm	mm		kg	kPa
245/60R18	105	V		751	248	7.0	925	300
255/55R18	109	W	XL	737	265	8.0	1030	340
285/60R18	120	V	XL	799	292	8.5	1400	340
235/65R19	109	V	XL	789	240	7.0	1030	340
265/40ZR20	104	W	XL	720	271	9.5	900	340
265/50R20	111	W	XL	774	277	8.5	1090	340
275/40ZR20	106	W	XL	728	278	9.5	950	340
275/45ZR20	110	W	XL	756	273	9.0	1060	340
285/50R20	116	W	XL	794	297	9.0	1250	340
265/40ZR21	105	W	XL	745	271	9.5	925	340
285/35ZR22	106	W	XL	759	290	10.0	950	340
305/40ZR22	114	W	XL	803	313	11.0	1180	340
315/35ZR22	111	W	XL	779	320	11.0	1090	340



RA17

AT all road conditions off-road tires



Section Width: 215 - 275

Speed rating: S / T / Q

Aspect ratio: 60 / 75

Rim: 15 - 17

Super strong grip on wet and dry roads, adapt to various road conditions;

Strong block pattern, all-round enhancement of abrasion resistance and puncture resistance;

Wide tread design to increase bearing capacity and grip;

Vertical and horizontal zigzag deepens grooves and increases snow drainage performance.



RA17

AT all road conditions off-road tires



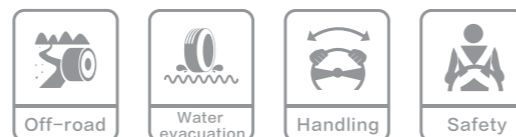
Comfortable noise reduction SUV tires

Size	LI	SS	/XL	Overall Diameter	Section Width	Standard Rim	Max.Load	Max.pressure
				mm	mm		kg	kPa
235/60R16	100	T		688	240	7.0	800	300
215/70R16	100	T		708	221	6.5	800	300
225/70R16	103	S		722	228	6.5	875	300
235/70R16	106	T		736	240	7.0	950	300
245/70R16	107	S		750	248	7.0	975	300
225/65R17	102	T		724	228	6.0	850	300
235/65R17	104	T		738	240	7.0	900	300
265/60R18	110T	T		775	272	8.0	1060	300
LT215/75R15	100/97	S		703	216	6.0	800/730	350
LT235/75R15	104/101	S		733	235	6.0	900/825	350
LT245/75R16	120/116	Q		774	248	7.0	1400/1250	550
LT265/75R16	110/107	Q		804	267	7.0		
LT265/65R17	120/117	Q		776	272	8.0	1400/1285	550
LT275/65R17	121/118	Q		790	279	8.0	1450/1320	550



RF18

AT all road conditions off-road tires



Section Width: 215 - 275

Speed symbol: S / T / Q

Aspect ratio: 60 / 75

Rim: 15 - 17

Optimized pattern design suitable for high-performance SUVs, which can exert excellent durability and quietness on any road;

Silicone formula, improve handling and braking performance, reduce noise, reduce rolling resistance, reduce heat generation, and increase mileage;

The special shoulder strengthening design prevents the tires from being damaged by non-paved roads and brings you endless driving experience;

Irregular groove design ensures the grip of non-paved roads and strong off-road ability.

KINGBOSS



RF18

AT all road conditions off-road tires



SUV tires suitable for all road conditions

Size	LI	SS	/XL	Overall Diameter	Section Width	Standard Rim	Max.Load	Max.pressure
				mm	mm		kg	kPa
LT215/75T15	100/97	Q		703	216	6.0	800/730	350
LT225/75R15	102/99	S		719	223	6.0	850/775	350
LT235/75R15	104/101	Q		733	235	6.5	900/825	350
LT235/70R16	104/101	Q		736	240	7.0	900/825	350
LT235/85R16	120/116	Q		806	235	6.5	1380/1260	550
LT245/75R16	120/116	Q		774	248	7.0	1400/1250	550
LT265/70R16	110/107	Q		778	272	8.0	1060/975	350
LT265/65R17	120/117	Q		776	272	8.0	1400/1285	550

KINGBOSS



KINGBOSS

G521

High performance car tire



Quiet, comfortable and safe tires

G521

High performance tire



Section Width: 155 - 215

Speed rating: T / H / V

Speed rating: 55 / 80

Rim: 13 - 16

Multi-pitch pattern design, combined with optimized pitch arrangement, effectively reduces noise during driving and improves driving quality;

Lightweight tire design, the application of new materials such as ultra-high-strength steel wire and single winding bead wire, the tire product is lightweight, improves comfort, and reduces rolling resistance;

Three central ribs ensure the stability in straight driving, and the asymmetrical pattern design brings better handling;

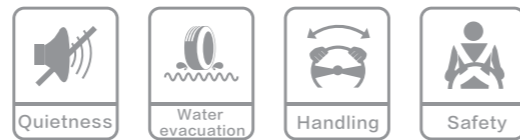
The tread adopts a high-content white carbon black and solution polymerized styrene-butadiene formula, which makes the tire have better wet braking performance and lower rolling resistance, which is safer and more energy-saving.

Size	LI	SS	/XL	Overall Diameter	Section Width	Standard Rim	Max.Load	Max.pressure
				mm	mm		kg	kPa
155/70R13	75	T		548	157	4.5	387	300
155/80R13	79	T		578	157	4.5	437	300
165/65R13	77	T		544	170	5.0	387	300
165/70R13	79	T		562	170	5.0	437	300
175/60R13	77	T		540	177	5.0	412	300
175/70R13	82	T		576	177	5.0	475	300
155/65R14	75	T		558	157	4.5	387	300
165/60R14	75	H		554	170	5.0	387	300
165/65R14	79	T		570	170	5.0	437	300
165/70R14	81	T		588	170	5.0	462	300
175/65R14	82	H		584	177	5.0	475	300
175/70R14	84	T		602	177	5.0	500	300
185/55R14	80	H		560	194	6.0	450	300
185/60R14	82	H		578	189	5.5	475	300
185/65R14	86	H		596	189	5.5	530	300
185/70R14	88	T		616	189	5.5	560	300
195/70R14	91	T		630	201	6.0	615	300
175/60R15	81	V		591	177	5.0	462	300
175/65R15	84	H		609	177	5.0	500	300
185/55R15	82	V		585	194	6.0	475	300
185/60R15	84	H		603	189	5.5	500	300
185/65R15	88	H		621	189	5.5	560	300
195/50R15	82	V		577	201	6.0	475	300
195/55R15	85	V		595	201	6.0	515	300
195/60R15	88	H		615	201	6.0	560	300
195/65R15	91	H		635	201	6.0	615	300
205/60R15	91	V		627	209	6.0	615	300
205/65R15	94	H		647	209	6.0	670	300
195/55R16	87	V		620	201	6.0	545	300
205/55R16	91	V		632	214	6.5	615	300
205/60R16	92	V		652	209	6.0	630	300
215/60R16	95	V		664	221	6.0	690	300
215/65R16	98	H		686	221	6.5	750	300



G326

Light truck tire



Section Width: 185 - 215

Speed rating: T

Aspect ratio: 65 / 75

Rim: 14 - 16

Low heat generation, low rolling resistance, super wear-resistant formula with rib pattern, provide super wear-resistant ability;

Z-pattern main groove, enhance drainage capacity;

Shoulder groove closed design, reduce noise;

Stone-ejector grooves design;

KINGBOSS

G326

Light truck tire



High-end comfort four season tires

Size	LI	SS	/XL	Overall Diameter	Section Width	Standard Rim	Max.Load	Max.pressure
				mm	mm		kg	kPa
185/R14C	102/100	T	8D	652	189	5.5	850/800	450
185/R14C	106/104	T	8D	668	196	5.5	950/900	450
195/70R15C	104/102	T	8D	655	201	6.0	900/850	450
205/65R15C	102/100	T	6C	647	209	6.0	850/800	375
225/70R15C	112/110	T	8D	697	228	6.5	1120/1060	450
215/70R15C	109/107	T	8D	683	221	6.5	1030/975	450
195/65R16C	104/102	T	10E	660	201	6.0	900/850	475
205/65R16C	107/105	T	8D	672	209	6.0	975/925	475
215/65R16C	109/107	T	10E	686	221	6.5	1030/975	475
225/65R16C	112/110	T	10E	698	228	6.5	1120/1060	475
235/65R16C	115/113	T	10E	712	240	7.0	1215/1150	475
195/75R16C	107/105	T	10E	698	196	5.5	975/925	475
185/75R16C	104/102	T	8D	684	184	5.0	900/850	475
205/75R16C	110/108	T	10E	714	203	5.5	1060/1000	475
215/75R16C	113/111	T	10E	728	216	6.0	1150/1090	475